

FAMU Activity Report

3rd Quarter January 1, 2018-March 31, 2018

FAMU Project#005783

Project Recipient: Florida Agricultural & Mechanical University

Florida Department of Education Project# 376-90050-8P001

Project/Program Title: African American Task Force

TAPS# 18A027

Authority: CSFA#48.040

Project Period: July 1, 2017 –June 30, 2018

Budget Period July 1, 2017 –June 30, 2018

Submitted by: Dr. Bernadette Kelley- Principle Investigator

Blank Page

Project Performance and Accountability					Corresponding Budget Items	
Scope of Work (Tasks/Activities)	Scope of Work Tasks/Activities	Deliverables (product or service)	Evidence	Due Date	Object Code	Task/Accountability
Web Based Teacher Training (WBTT)	1. Review and adjust previously developed modules. EverFi (Consultants) will continue to employ strategies appropriate for standards-based instruction development. Training opportunities via the WBTT will be extended to other districts. 2. Plan and implement a Summer Institute training for teachers and other educators	3. Host/Maintain access to professional development through the WBTT website 4. Invite school districts to participate in the WBTT professional development 5. Implement the plan for community outreach during the first semester of the 2017-18 school year. SEE analytical reports (EverFi) 6. Summer Institute/Educator workshops: plan and provide a workshop for teachers, pre-service teachers, faculties, district personnel, and other stakeholders		September 2017 Completed	132700	
				January 2018 Completed March 2018 Completed June 2018	138200	
Web Site	Revise and update the African American History Task Force website at www.afroamfl.org	1. Monthly (minimally) updates to the AAHTF web site are evidenced by the revised date appearing on the web site 2. Agendas for AAHTF meetings are posted at least one month in advance 3. Minutes from AAHTF meetings are posted within two weeks 4. Activities/training opportunities are posted at least one month in advance		September 2017 Completed December 2017 Completed March 2018 Completed June 2018	132700	

		5. Resources and hyperlinks to other resources are checked monthly and updated as needed. 6. Paperless communications will be accessible through the AAHTF website as appropriate 7. Maintain a student page of resources SEE analytical reports (SGS)				
Plan for Evaluation	Complete the development and execution of an evaluation plan that includes collecting student achievement data from Exemplary school districts as it relates to teacher training and provide a report of these findings to the Florida Department of Education.	1. Report Pre- and post-assessment results from teacher trainings 2. Report of WBTT evaluations, student evaluations and essays 3. Reports from Exemplary School Districts. <ul style="list-style-type: none"> Data that documents the effect of project goals on student learning gains, including but not limited to, United States History end-of-course assessment results. Data that documents the effect of project goals on teacher effectiveness toward improving the rate of student learning gains. 		November 2017 Completed March 2018 Completed June 2018	132700	
Priorities include at least one AAHTF meeting annually	Plan and implement the annual meeting of the AAHTF. Plan and implement a semi-annual meeting of the AAHTF Chairs	1. Proposed agenda for the annual AAHTF meeting Annual Meeting held November 16-18, 2017 2. Invitation to AAHTF members to the annual meeting. Save dates correspondences sent to Task Force Members via		November 2017 Completed November 2017 Completed	261000	

		<p>email</p> <p>3. Final version of the agenda and supporting materials for the annual AAHTF meeting</p> <p>4. Travel receipts for each member of the taskforce</p>		<p>June 2018 Deliverable 4.</p>		
Key Personnel	<p>1. Project Director: \$7350 10% Oversees the operations and progression of the project. Fringe Benefit @ 34% (FICA, Retirement, and Insurance & Workman's Compensation) total cost \$ 2499.00</p> <p>2. Program Coordinator: \$28000 100% Maintain daily office hours, answer phone inquiries, maintain all systems required by Florida A&M University for project implementation, prepare and process travel request, maintain a database of all records , assist In the preparation of all reports as required by the funding source, assist the project director in out-reach to Florida school districts, assist in reviewing the accuracy of the website, organize and prepare all correspondences , assist in the planning and delivery of meetings and conferences, record minutes and notes of all official meetings, provide assistance as required by the other stakeholders, provide support to personnel utilizing the African American content staff development , and the PC will work to ensure that the process of identifying the skills, knowledge and information about African and African American History gaps of the targeted audience is addressed and shared with all stakeholders: Review of the WBTT</p>	<p>Project reports and summary of deliverables.</p> <p>Completed reports, travel documents, communications with all stakeholders.</p>				

	modules, Review of the Instructional Standards, Review of WBTT performances, and Review of On-Site educator trainings. Program Coordinator: Fringe Benefit @ 8.25% (FICA, Retirement, Insurance & Workman's Compensation), total for cost \$ 2,310.00					
--	---	--	--	--	--	--

Appendices


(A1. – A5.)

A1.

EverFi/AAHTF Web-Based Training

Derrick Brooks Charities 306–African American History Program

http://info.everfi.com/Derrick-Brooks-Charities-VIP-RSVPs_DBC-...



Derrick Brooks Charities 306 - African American History Program

2018 Black History Month Event Invitation

The [Derrick Brooks Charities](#) and the [Commissioner of Education's African American History Task Force](#) have partnered with the nation's leading technology innovator [EVERFI](#) to provide students in Hillsborough County with [306 - African American History](#)™, a school-based digital program that brings to life the empowering stories of the African American community and helps students draw inspiration from heroes and heroines who changed the fabric of American history.

Please join us on February 28th as the Derrick Brooks Charities and Commissioner of Education's African American History Task Force will visit students at [Memorial Middle School](#) to celebrate the importance of Black History Month and students participating in this digital initiative. During the event, students will hear from Derrick Brooks, members of the Commissioner of Education's African American History Task Force and special guests on the importance of African American history, diversity and inclusion, and connect the course lessons to real life themes, stories and experiences through a panel session.

WHEN
Wednesday, February 28th, 2018
Program Time: 1:30PM - 2:30PM EST

WHERE
Memorial Middle School
4702 N Central Ave
Tampa, FL 33603

QUESTIONS?
If you have questions on the event, please contact Miles Martin, EVERFI Marketing, at miles@everfi.com.

Please Join Us!

First Name:

Last Name:

Organization:

Email Address:

© 2017 EverFI, Inc.®
[Privacy](#) | [Terms](#)

1 of 1

4/9/2018, 3:22 PM

Summer Institute Flyer and Application

Commissioner of Education's African American History

Task Force

2018 Summer Institute



FLORIDA: AFRICAN AMERICANS IN TIMES OF WAR

"You are young, gifted, and Black. We must begin to tell our young, there's a world waiting for you, yours is the quest that's just begun."

~ James Weldon Johnson

**COMING TO TAMPA, FL
JUNE 21-23, 2018**



Commissioner of Education's African-American History Task Force

SUMMER INSTITUTE
June 21-23, 2018
Application Form

NAME: _____ COUNTY: _____
PRINCIPAL'S NAME: _____
SCHOOL'S NAME: _____
SCHOOL'S ADDRESS: _____
HOME ADDRESS: _____
CONTACT NUMBER: _____ EMAIL ADDRESS: _____
POSITION: _____ GRADE LEVEL(S): _____
CONTENT AREA: _____ YEARS OF TEACHING EXPERIENCE: _____
SUMMARIZE WHAT HAS BEEN IMPLEMENTED IN YOUR DISTRICT/CLASSROOM: _____

PLEASE SUBMIT FOLLOWING:

- ❖ A 1 to 2 page essay describing your expectations personally and professionally of the workshop.
- ❖ A recommendation letter from the Principal or School Administrator.
- ❖ A lesson/unit plan about African American History.

PLEASE FAX APPLICATION TO: (850) 412-5204
OR
EMAIL APPLICATION (PDF) TO: ahsantf@gmail.com

IF YOU HAVE QUESTIONS PLEASE CONTACT: Bridgett Marshall via email or at (850) 412-5203.

APPLICATION DEADLINE: Monday, April 30, 2018

Tuition, Institute materials, hotel accommodations and state per diem will be provided ONLY! All other travel expenses will be the responsibility of the participant.

Evaluator Report

Andrea L. Oliver, M.Ed., Ph. D

Florida Department of Education - African American History Task Force
TAPS No.:
November, 2017
March, 2018

I. Executive Summary

In 1994, the Florida Legislature passed FS 1003.42 requiring the instruction of history, culture, experiences and contributions of African Americans in the state's K-12 curriculum. The African American History Task Force (AAHTF) was formulated to sustain this effort, and grant supported initiatives were developed to effectively execute the spirit of the FS 1003.42's original legislative intent.

The goal of this evaluation is to assess the performance of project deliverables as noted in the Application submitted by The AAHTF in June 2017. Specifically, this report will evaluate these specific elements of the project through the first two evaluation periods of the project (Aug – Nov. 2017) (December 2017 - March 2018):

- Rate of Participation from Teacher Trainings
- Rate of Participation from Students

The methodology utilized in the preparation of this report included, completion rate data analysis on web-based training modules, and program impact data were utilized in the completion of this report.

II. Rates of Participation from Teacher Trainings

As stated in the initial proposal, online course delivery is an integral part of this project. AAHTF retained the services of Washington D.C. based EverFi to create web-based professional development content for participating teachers. EverFi is an industry leader in the area of instructional design and digitally delivered educational content, particularly in the area of diversity education for the K12 classroom.

Rates of participation by educators and in 31 of Florida's 67 school districts were registered. Additionally, data was also captured reflecting rates of educator and student participation by educationally – allied entities (i.e. private schools and other non-profit organizations). The following charts demonstrate levels of participation rates among educators and students based on three academic school years: 2015-2016, 2016 – 2017 & 2017-2018*

A QUANTITATIVE RENDERING OF EDUCATOR RATE OF PARTICIPATION

Clientele Populace	Increased Participation Rates in 2016 – 2017* over 2015 – 2016 Participation Rates	Equal Rates of Participation in 2016 – 2017* and 2015 – 2016	Rates of Participation YTD 2017-2018* (+/-)
Public School Districts	15	16	30 (+0.53)
Private Schools	1	N/A	10 (+.10)
Other Educational Entities	0	N/A	N/A

A CLOSER LOOK AT THE NUMBERS

According to this evaluator's report of March 2017, data indicated: "steady levels of participation across the board with a few notable exceptions. For example, in the educator participation category, the data shows higher rates of participation in Florida's urban districts as compared to their rural and suburban counterparts." Data provided by EverFi in January 2018 and March 2018, showed marked improvement in suburban and rural Florida schools. Another metric of note, is that the geographic representation of participating districts spread more evenly across the state. During the prior two academic terms, district, school and student participation were disproportionately concentrated in the southern and more urban centers of the state. Through March 2018, participation in school districts in the northern part of the state, both in terms of the numbers of students who interacted with EverFi's online delivery content and in raw numbers of engage school districts. A representative rendering of this data tends to reflect this upward trend.

DISTRICT	2016-2017 Participation Rates by #s of teachers	2016 – 2017 Participation rates by #s of students	2017-2018 (as of 3/18) Participation Rates by #s of school	2017 – 2018 (as of 3/18) Participation rates by #s of students
Northern Districts				
Central Districts				
Southern Districts				
Bay	4	28	2	68
Brevard	1	0	3	244
Broward	16	150	29	814
Collier	7	0	4	1
Duval	30	44	16	485
Escambia	8	4	1	2
Hillsborough	246	864	33	427
Manatee	4	0	1	0
Miami-Dade	254	1924	64	1599
Orange	12	67	2	56
Palm Beach	24	3	10	148
Pinellas	29	105	11	312
Putnam	1	0	1	13
Santa Rosa	1	0	1	23
Suwannee	N/A	N/A	1	100

On a particularly encouraging note, north Florida's Suwannee district registered an impressive showing of 100 students in what was its first year of participation since EverFi collected data. On of this evaluator's observations in the year ending 2017 evaluation, was the Task Force's need to address increased representation in the state's rural, northern districts. While these same metrics suggest that more work needs to be done in this area, Suwannee's data was an indication of movement in a positive direction. The evaluator plans to launch further inquiry into Suwannee's numbers

III. Rates of Student Participation

PROGRAM REACH

According to data provided by EverFi, the parent company of *306-African-American History*, at the end of January 2018, 28 teachers statewide guided over 1,100 students through the completion of over 7500 modules. Two months later, the numbers of teachers engaging with 306 African American History content increased by 31% to 90 teachers who oversaw the completion of over 34,000 modules by 4,878 students. One supposes that the dramatic increase in participation rates can be accounted for by the inclusion of the 306 program into

African American history month activities by classroom teachers in schools across the state. The final comprehensive report that will come at the end of the current academic term will provide further insight into this observation.

At the conclusion of the 306 experience, students were asked to rate their appreciation for history and level of planned civic engagement as a way of measuring the course's impact. 77% of 306 completers stated that they would "Definitely" or "Probably" vote as a result of their exposure to the Civil Rights themes embedded within 306's curriculum. Representing a 2% increase over last year's numbers, this is an indication of these students' recognition of the significance of voting, as well as their acknowledgment that the franchise is the bedrock of a vibrant democracy.

A QUANTITATIVE RENDERING OF STUDENT PARTICIPATION

The following chart presents student participation rates in the 306 African American History Program:

Clientele Populace	Increased Participation Rates in 2017 – 2018* over 2016 – 2017 Participation Rates	Equal Rates of Participation in 2017 – 2017* and 2016 – 2017	Decreased Rates of Participation
Public School Districts	18	2	7
Private Schools	10	1	N/A
Other Educational Entities	2	3	N/A

*As of the date of this report, the 2017-2018 academic term had not yet ended.

A CLOSER LOOK AT THE NUMBERS

The previous section of this report highlighted the very definite impact the web-based 306 program had on those students who took advantage of its offerings. This is very definitely a testament to the engagement and high interest this program features.

This commendation notwithstanding, evidence of *widespread* student engagement with AAHTF online materials seem to reflect a different reality. Aside from robust increases in two districts – namely Hillsborough and Pinellas – both of whom witnessed comparable growth in student participation as was witnessed among their participating educators; rates of student participation either experienced a decline or remained the same over where rates had been from the previous school year. In 2015-2016, twelve Florida districts registered no student participation, a situation that remained unchanged in 2016-2017. On a note of positive news, those districts registering no student participation as of March 2018 decreased by five to seven. They were as follows:

Baker
Indian River
Manatee
Marion
Polk
Sarasota
St. Lucie

More information is needed to fully flesh out contributing factors for the numbers presented in the proceeding tables. As was the case a year ago, the high levels of enjoyment and overall intellectual growth as a result of completing the 306 program, yielded enthusiastic participant survey responses. This dynamic notwithstanding, reach continues to be an issue. As of March 2018, less than half of Florida school districts have chosen to engage in EverFi's 306 digital program. This reality was the case in 2016-2017 as well. Enduring outcomes have been to date as impactful as they have ever been, but more Florida students can benefit from exposure to the 306 program, and the Task Force may consider marketing approaches that would enhance the visibility of the program. Suggestions as to how this may be achieved will be a part of the final report due in June 2018.

III. Summary Profile of an Exemplary District

For the immersive and innovative ways African American History content has been implemented in its classrooms using AAHTF resources, the Hillsborough system has been identified as an AAHTF Exemplary District. The African American History Task Force has established six criteria for identifying Exemplary Districts. These criteria include:

- Evidence that the district has developed or utilized a structured professional development plan for training teachers, media specialists, and content coaches in strategies for teaching African American History.
- Robust infusion of African American History resources throughout the curriculum evidenced applied in a fashion that is interdisciplinary and continuous in nature.
- Proof of university-district partnerships as resources in the area of external funding for programs and in the training and development of pre-service teachers.
- Evidence of administrative buy-in by School Board members as demonstrated by the formal adoption of comprehensive plan detailing how the District intends to meet the African American History requirement.
- An integrated African American History curriculum rich in content that includes but is not limited to: books, magazines and digital resources.
- The development and utilization of parent and community partnerships persistently providing needed outside resources in support of an African American History curriculum.

Under the leadership of Dr. Dennis Holt, the Hillsborough System achieved its Exemplary designation by demonstrating proficiency in all applicable standards. Data shows that

student engagement with the 306 program is on pace to meet or exceed 2016-2017 levels. The final report will reflect end of year information to see if projections hold.

IV. Conclusions

The stated mission of the African American History Task Force is to: “provide leadership in the implementation of FS 1003.42, proposing strategies for curriculum and staff development, evaluate criteria for assessing instruction and instructional materials, and making recommendations as related [to a set of measurable goals]” The measurable goals include:

- Promoting awareness, understanding and the infusing of the required instruction legislation that addresses the African and African American experience in Florida’s school curriculum.
- Development of instructional guidelines and frameworks with supporting materials and resources
- Providing pre-service and in-service training for Florida educators
- Making recommendations to the Commissioner of Education and appropriate DOE leadership that support full implementation of the required instructional mandate.


Concerns remain about the overall scope and reach of the Task Force’s efforts in ensuring the legislative intent of FS 1003.42 is being executed with fidelity across all 67 districts, as well as the scores of public charter schools in operation statewide. A cursory look at the data showing the number of Florida students who have participated in EverFi’s innovative 360 program appear encouraging. However, a deeper look at the numbers reveal challenging fault lines. Seventy-six percent of the 4,878 students who have recorded completed modules of study on record, hail from just 7 of the 30 participating districts. If the entirety of Florida districts was included in this count, only 10% of Florida districts have offered their students access to this innovative approach to African American History instruction.

Nonetheless, optimism remains in the leadership of principal investigator Dr. Bernadette Kelley. The African American History Task Force has a clear mission with measurable outcomes, and appears to be working in diligent and fiscally responsible ways in reaching stated outcomes in support of its mission. The subsequent and final report will provide an in-depth review of all program deliverables and offer comprehensive commendations and recommendations on every aspect of the project.

EverFi
Analytics All Web Site Data Audience Overview and Site Updates
January 1, 2018-March 31, 2018

Florida Commissioner of
Education's African-American
History Task Force Update

April 2018



EVERFI

Contents

Current Program Reach

EVERFI and AAHTF Working Together

District Numbers 2017-YTD

Appendix 2016-17 Data

EVERFI

Current Program Reach

	2015-16 School Year	2016-17 School Year	2017-18 YTD
 TOTAL ACTIVE SCHOOLS	33	56	70
 TOTAL SCHOOLS TRAINED	159	188	231
 TOTAL LEARNERS REACHED	2,342	3,667	4,848
 TOTAL MODULES COMPLETE	19,314	28,482	34,585
 TOTAL ESTIMATED HOURS OF LEARNING	4,828	7,120	1,946

EVERFI

EVERFI and AAHTF Working Together

AAHTF Member Engagement and Trainings

- EVERFI school managers will continue to connected with local task Force Members to increase district and local school awareness of the Task Force's mission and the *306: African-American History* resource in supporting that mission.

Identify Key Partnership Districts

- New EVERFI SM has connected to Clay County Superintendent's Secretary.
- Connected AAHTF to Lee County Social Social Studies Supervisor AND Chairman of the Lee Black History Society- Jarrett Eady as potential new member.
- Feb 28th in conjunction with Derrick Brooks Charities and Hillsborough County Schools.
- Shared invitation and Presenting (April) to Florida Social Studies Supervisors about Summer Institute Tampa 2018

EVERFI

District Numbers

<u>District</u>	<u>Schools trained</u>	<u>Students Using</u>	<u>Modules Complete</u>	<u>Teachers Using</u>
Non-district	10	47	365	10
Alachua	3	58	98	2
Baker	1	0	0	0
Bay	2	68	733	2
Brevard	3	244	1,256	3
Broward	29	814	6,779	13
Charlotte	2	1	4	0
Collier	4	1	2	1
Duval	16	485	3,390	9
Escambia	1	2	26	0
Flagler	1	27	224	1
AAHTF	1	47	389	0
Hillsborough	33	427	1,737	7
Indian River	1	0	0	0
Lake	1	37	425	2
Lee	2	239	1,494	2
Manatee	1	0	0	0
Marion	2	0	0	0
Miami-Dade	64	1,599	12,963	23
Nassau	1	107	496	1
Orange County Public	2	56	521	1
Palm Beach	10	148	656	2
Pasco	4	2	21	0
Pinellas	11	312	2,068	5
Polk	7	0	0	0
Putnam	1	13	63	1
Santa Rosa	1	23	131	1
Sarasota	2	0	0	0
Seminole	1	1	11	0
St. Lucie	5	0	0	0
Suwannee	1	100	742	2
Volusia	7	20	76	2
Grand Totals	230	4,878	34,670	90

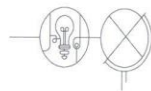
EVERFI



Critical Skills Content

Teachers in Florida took advantage of EVERFI's online courses to engage their students in critical life skill development. Courses which range in length from two to eight hours, cover topics from financing higher education to preventing bullying.

		Schools	Teachers	Students
Financial Literacy	Vault - Understanding Money for Elementary School Students	186	253	9,326
	FutureSmart - Financial Education for Middle School Students	145	193	8,038
	EVERFI - Financial Literacy for High School Students	325	576	49,789
	Venture - Entrepreneurial Expedition for Middle and High School Students	102	123	6,340
STEM Exploration	Hockey Scholar - Applied STEM for Elementary and Middle School Students	456	663	25,271
	Ignition - Digital Literacy and Responsibility for Middle and High School Students	227	306	21,974
	Radius - STEM Career Readiness for Middle and High School Students	99	119	4,226
Civics & Diversity	Commons - Civic Engagement for Middle School and High School Students	68	77	3,628
	306 - African-American History for High School Students	66	86	3,415
Health & Wellness	Healthy Relationships - SEL for Middle and High School Students	96	112	5,623
	AlcoholEdu - Substance Abuse Education for High School Students	15	21	605



Critical Skills: Citizenship & Diversity

EVERFI

EVERFI's Citizenship & Diversity courses equip students with a critical lens to reflect on and make sense of American history, culture, and civic institutions.

Whether showcasing the figures and movements that transformed American society or exposing students to the formal and informal workings of American institutions, EVERFI's Citizenship & Diversity courses motivate students to be active and informed citizens. Most importantly, they expose students to new perspectives and encourage them to consider their own role in America's present and future.

In Florida

3,415

Students

Used 306, for high school students

Engagement among your Students

I plan to vote when I am eligible
I talk to my family about my community
I talk to my peers about my community



Percentage of students who agree

Brought to your students by:

The Commissioner of Education's African American History Task Force

EVERFI

A5.

SGS Technologie
Analytics All Web Site Data Audience Overview
January 1, 2018-March 31, 2018



COMMISSIONER OF EDUCATION'S
AFRICAN AMERICAN HISTORY
TASK FORCE

Quarterly Report

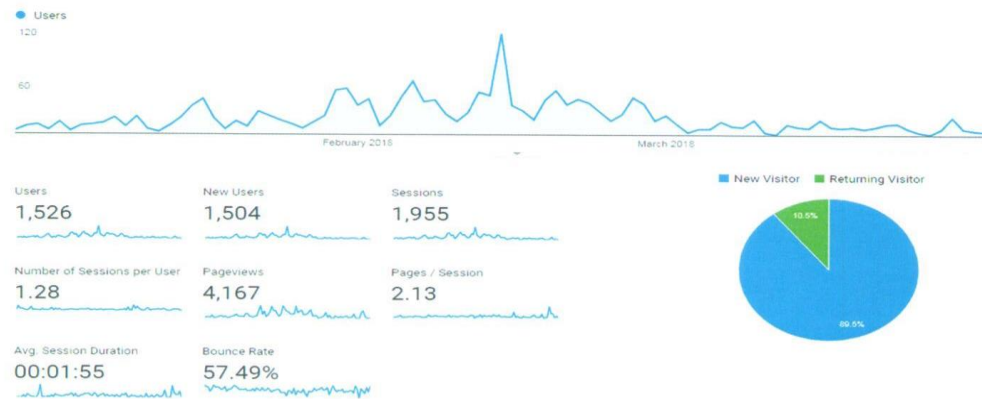
January 1, 2018 - March 31, 2018



SGS

Value. Innovation. Experience.

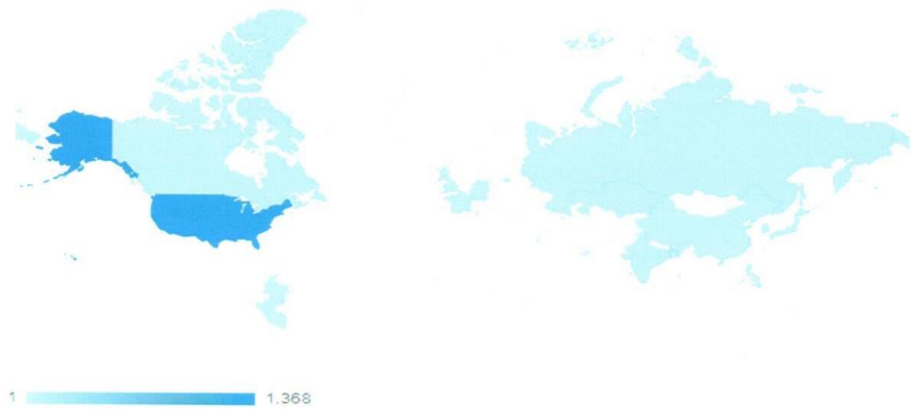
AUDIENCE OVERVIEW



TRAFFIC CHANNELS



COUNTRY WISE VIEWS



Country	Users		New Users		Contribution to total: New Users
		1,526 % of Total: 100.00% (1,526)		1,504 % of Total: 100.00% (1,504)	
1. United States		1,368		89.76%	
2. (not set)		57		3.79%	
3. South Korea		34		2.26%	
4. India		24		1.33%	
5. Canada		20		1.33%	
6. Philippines		5		0.33%	
7. Peru		3		0.20%	
8. China		2		0.13%	
9. France		2		0.13%	
10. Israel		2		0.13%	

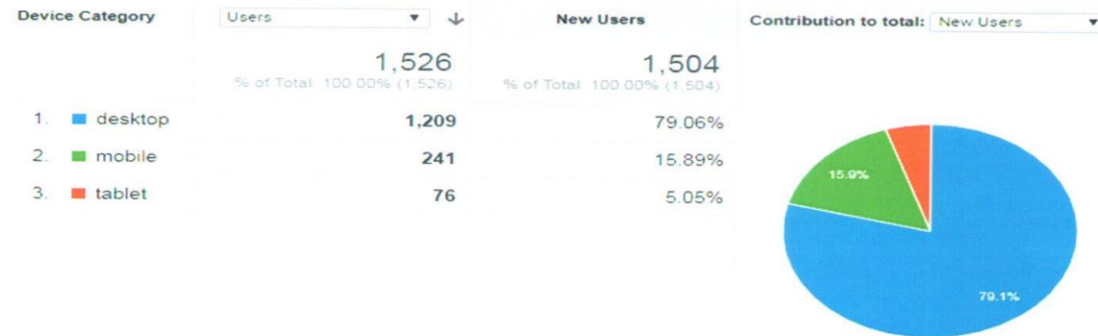
PAGE VIEWS



VISITOR TYPE



DEVICE CATEGORY



BROWSER

